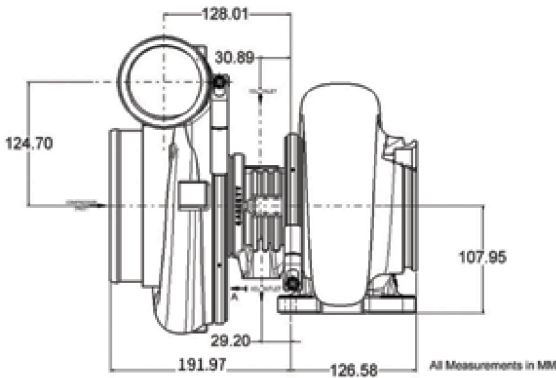


Garrett® GTX5020R GEN II NEW PRODUCT


Garrett
ADVANCING MOTION

Horsepower: 1075 - 2050

Displacement: 2.8L - 11.0L



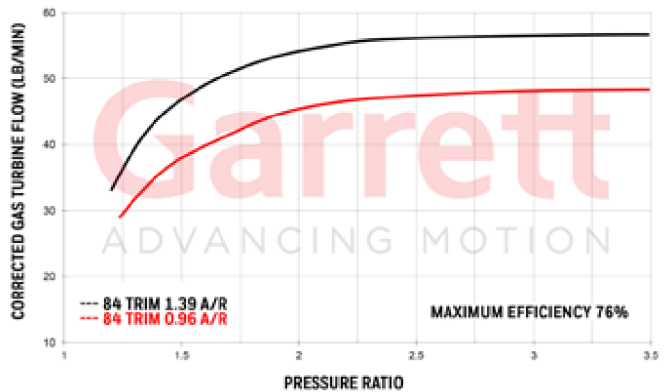
COMPRESSOR MAP



FEATURES:

- ◆ GEN 2 COMPRESSOR WHEEL AERODYNAMICS
- ◆ 9% INCREASED COMPRESSOR FLOW
- ◆ 76MM, 80MM, 88MM INDUCER CONFIGURATIONS
- ◆ .88 A/R COMPRESSOR HOUSING VOLUTE
- ◆ 30% LOWER INERTIA THAN PREVIOUS GENERATION
- ◆ SUPER CORE AND TURBINE HOUSING SOLD SEPARATELY
- ◆ COMPATIBLE WITH GT AND GTX GEN I TURBINE HOUSINGS

EXHAUST FLOW CHART



GTX5020R Gen II Reference Data	Compressor				Turbine		
	Super Core PN	Inducer	Exducer	Trim	A/R	Inducer	Exducer
851285-5018S	76mm	120mm	41	0.88	99mm	91mm	84
851285-5019S	80mm	120mm	45	0.88	99mm	91mm	84
851285-5020S	88mm	120mm	54	0.88	99mm	91mm	84
Notes:	Turbine Kit PN	A/R	Inlet	Outlet	Wastegate	Divided	Trim
Super Core and Turbine Kit Sold Separately	761208-0030	0.96	T6	V-Band	Free Float	N	84
	761208-0033	1.39	T6	V-Band	Free Float	N	84